



# ROLLING START BRIEFING

## Dijon Prenois






# FLAGS AND SIGNS

ACCORDING TO THE REGULATIONS, THE SIGNALLING PROVIDED AT THE  
COMMISSAIRES' POSTS MAY BE COMPLETED BY LIGHTS  
THE RACE DIRECTION MAY ALSO USE A LED PANEL IN ITS DISPLAY AREA TO  
PRESENT THE PENALTIES




# Presented by the DC in the Race Direction signalling area



## TRICOLOUR

ONLY IN CASE OF MALFUNCTION OF  
THE LIGHTS

Start signal of a race



## CHECKERED FLAG


END OF TESTS or RACE  
Slowing down lap

You are under parc fermé





# Presented agitated by the marshals at his post



**WHITE**

**ATTENTION**

You are going to catch up with a SLOW VEHICLE



**GREEN**

“End of neutralised zone”

Return of the track to its original state

End of Safety Car operation



**BLUE**

**ATTENTION**

A faster car tries to overtake you

**GIVE WAY**



# Presented agitated by the marshals at his post

=  **DANGER**  = **SLOW DOWN !**

= Overtaking is strictly forbidden from the first yellow flag marshal's post to the green flag marshal's post or without flag




**YELLOW**

Be prepared to change direction

Danger on the edge or part of the track

Presented for 2 laps

May be presented to reinforce double yellow flag signalling



**2 YELLOW**

A **DANGER** totally or partially obstructs the track

Stewards are working on the trackside or ON the track





# Presented agitated by the marshals at his post

## Neutralisation of tests



## Neutralisation of races




SLOW DOWN !

Do not zigzag or brake and  
accelerate too quickly

Overtaking is not allowed



# SC PROCEDURE



**In the event of a major incident the Race Direction may decide to neutralise the race by means of a Safety Car operation**

- A waving yellow flag + "SC" signs will be displayed at all commissaires' posts; double yellow flags will be waved at the location of the incident(s)
- From this moment on, all competitors must slow down, not overtake each other and stay in line behind the leader
- The leader will keep the peloton at a slow speed to assist the insertion of the safety car
- The SC will enter the track with its yellow lights on, ahead of the leader.
- If the SC is not in front of the leader, he can signal you to overtake him by turning on the green light of his light bar.
- When the track is back in race condition, the SC will turn off its lights at the recommended location (specified in the briefing) and the yellow flags will be removed, only the "SC" signs will be displayed
- The SC will retire to the pit lane, the cars will continue on track and will be presented with a green flag on the restart line indicating the restart of the race
- **ATTENTION:** when the SC has its lights on, you must follow it wherever it goes (escape routes, pit lanes etc...)





# Change of grip flag presented **FIXED** by the marshal

---



**YELLOW & RED**


**BE CAREFUL!**

Track grip changes  
There may be oil, water, gravel....





# Penalty flags, displayed FIXED in the Race Direction zone




**BLACK**  
**Orange**  
**+ N°**

**MANDATORY PIT STOP**  
**Technical problem**



**BLACK &**  
**WHITE**  
**+ N°**

**WARNING**  
**Unsportsmanlike drive**  
**Failure to respect track**  
**limits**



**BLACK**  
**+ N°**

**MANDATORY PIT STOP**





# Penalty signs displayed in the Race Direction area

**Drive  
Through**

**123**

Presented 3 laps maximum  
Must go through the pit lane

---

**STOP &  
GO**

**123**

Presented 3 laps maximum  
Obligation to stop at the penalty area

**Penalties must be carried out as soon as possible without stopping in the pit  
These penalties cannot be carried out during a SC operation**






# Presented agitated at all marshals' posts and DC area

**REDUCE SPEED IMMEDIATELY**  
**NO OVERTAKING ALLOWED**

**GO INTO THE STANDS WAY (unless otherwise stated in the DC briefing)**

**YOU ARE UNDER PARC FERME**



## In Tests

You are under parc fermé  
Do not stop at your stand  
Qualifying: Time stopped

## In Race

Staying in the traffic lane

Stop 10m before the pit exit lights without overtaking = keep your order on track

### Stopping time

The S.C. takes position in front of the leading car

If the first cars are the last in the ranking, the D.C. makes these cars start for 1 lap and then come back to the end of the line in the pits.

Track ok = Green pit exit - restart of the race under SC procedure





Pit exit lights



10 m



BOX

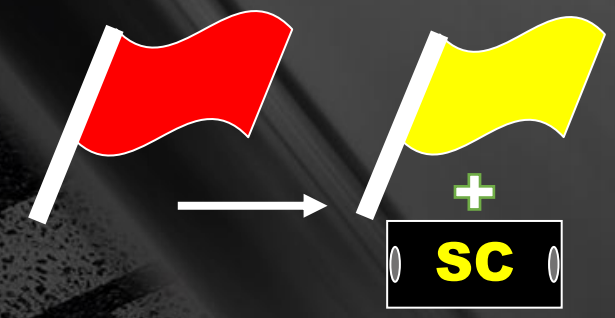
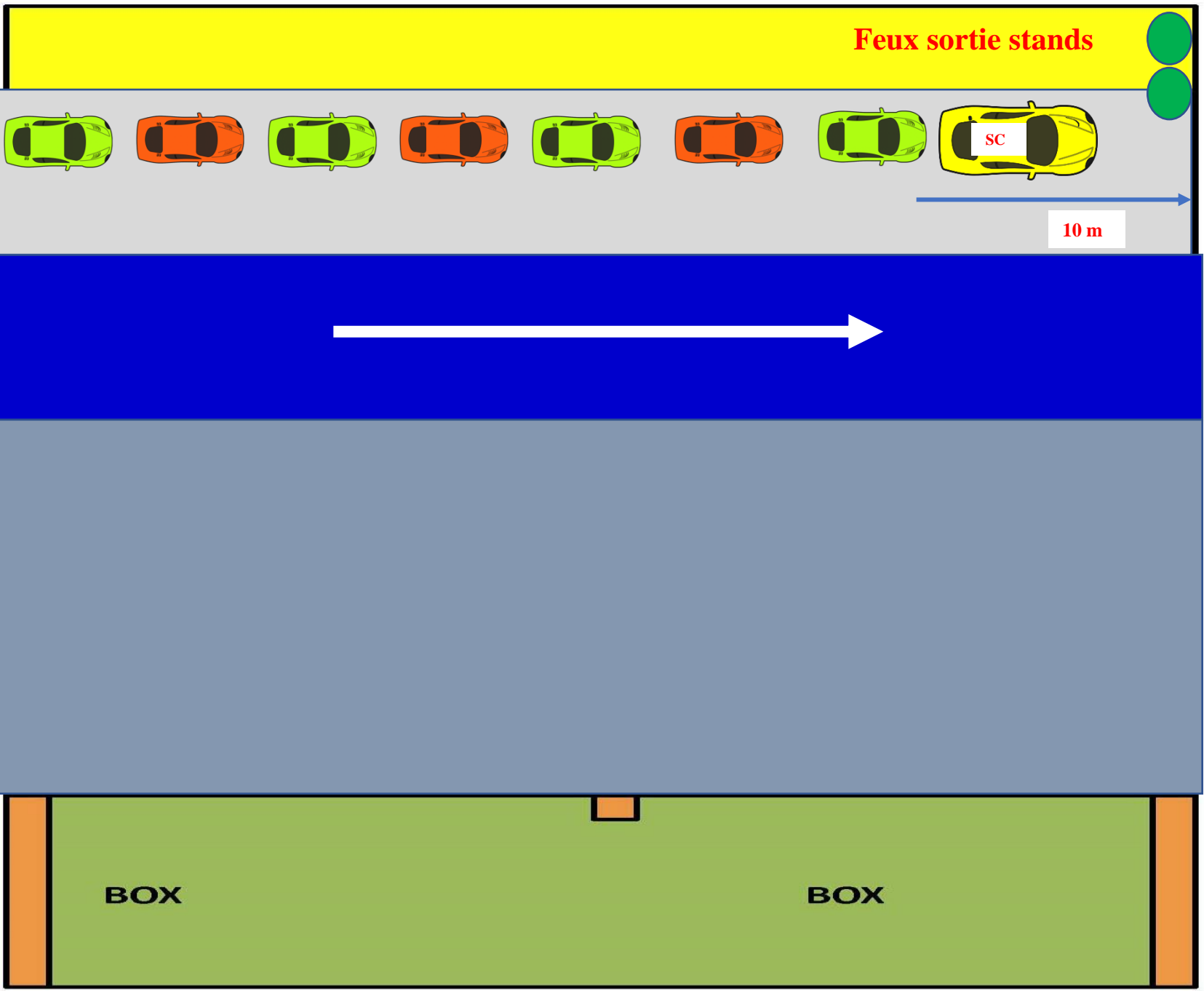
BOX

**DIJON**   
**MOTORSCUP!**

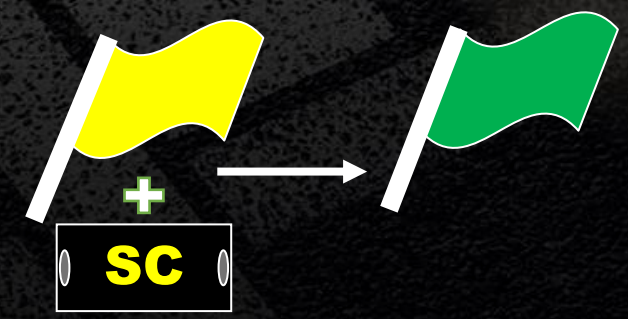


Neutralized track  
The cars remain in the traffic lane and move towards the pit exit line and stop 10 metres from it






On-track interventions  
completed  
Restart of the race  
under SC procedure





# NON-COMPLIANCE WITH SIGNS



Ex: Overtaking under yellow flag, during FY or SC

On the report of the marshal or found by the DC :

In the tests: Cancellation of best time

In the race: Drive Through

**Drive Through**

**STOP & GO**

After 3 Presentations:


Black Flag

Transmission Sporting steward

After 4 Presentations :

Transmission Sporting steward

Transmission FFSA



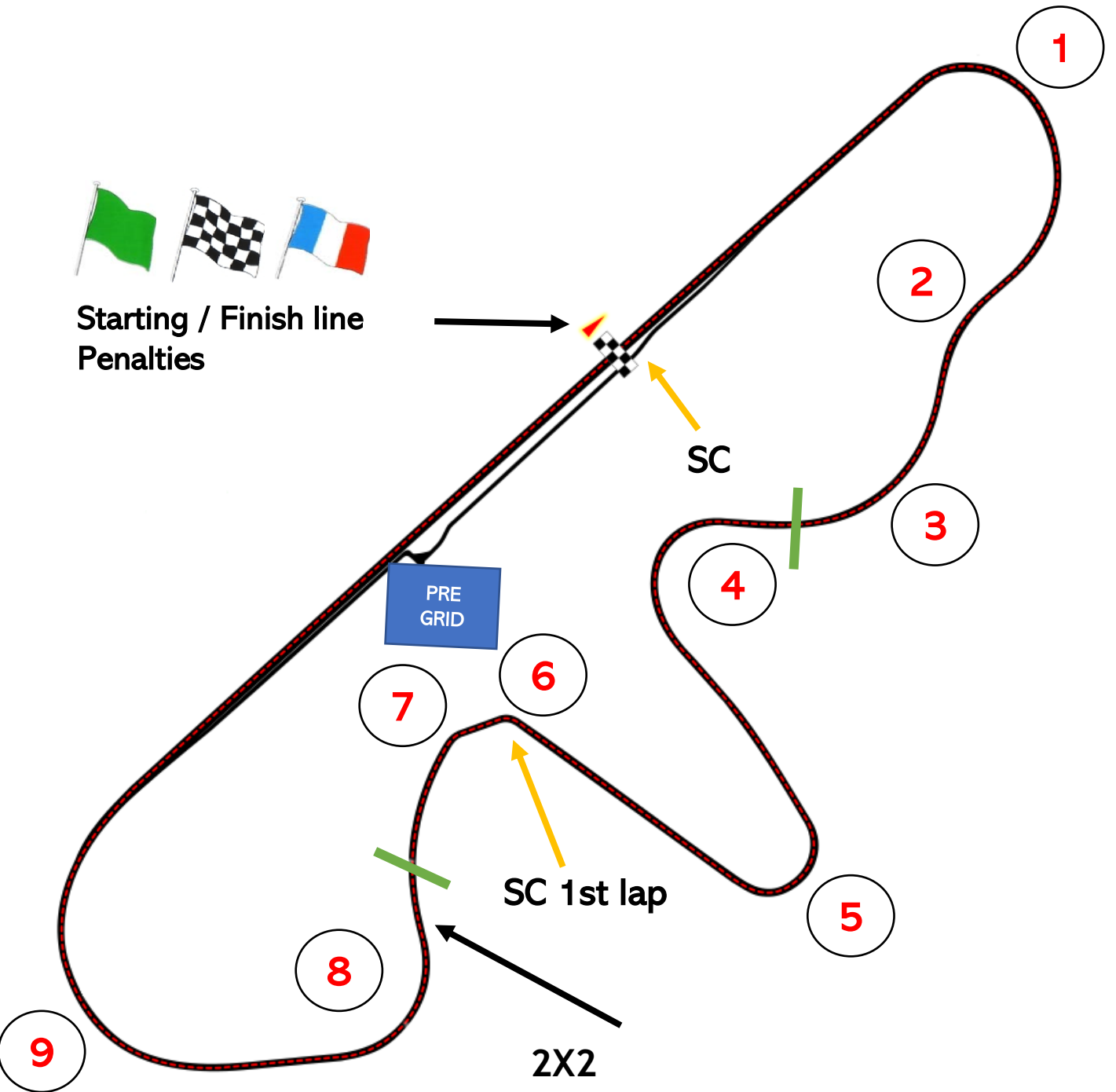
# SPECIAL FEATURES







Starting / Finish line  
Penalties





# TRACK ACCESS VIA PADDOCK P1



PODIUM



BOX N°1 – PARC FERME



PREGRID P1



MOVING DIRECTION






# TRACK ACCESS VIA PADDOCK P4



 **PODIUM**

 **BOX N°1 – PARC FERME**

 **PREGRID P4**

 **MOVING DIRECTION**





# ROLLING START – POSITION ON THE GRID

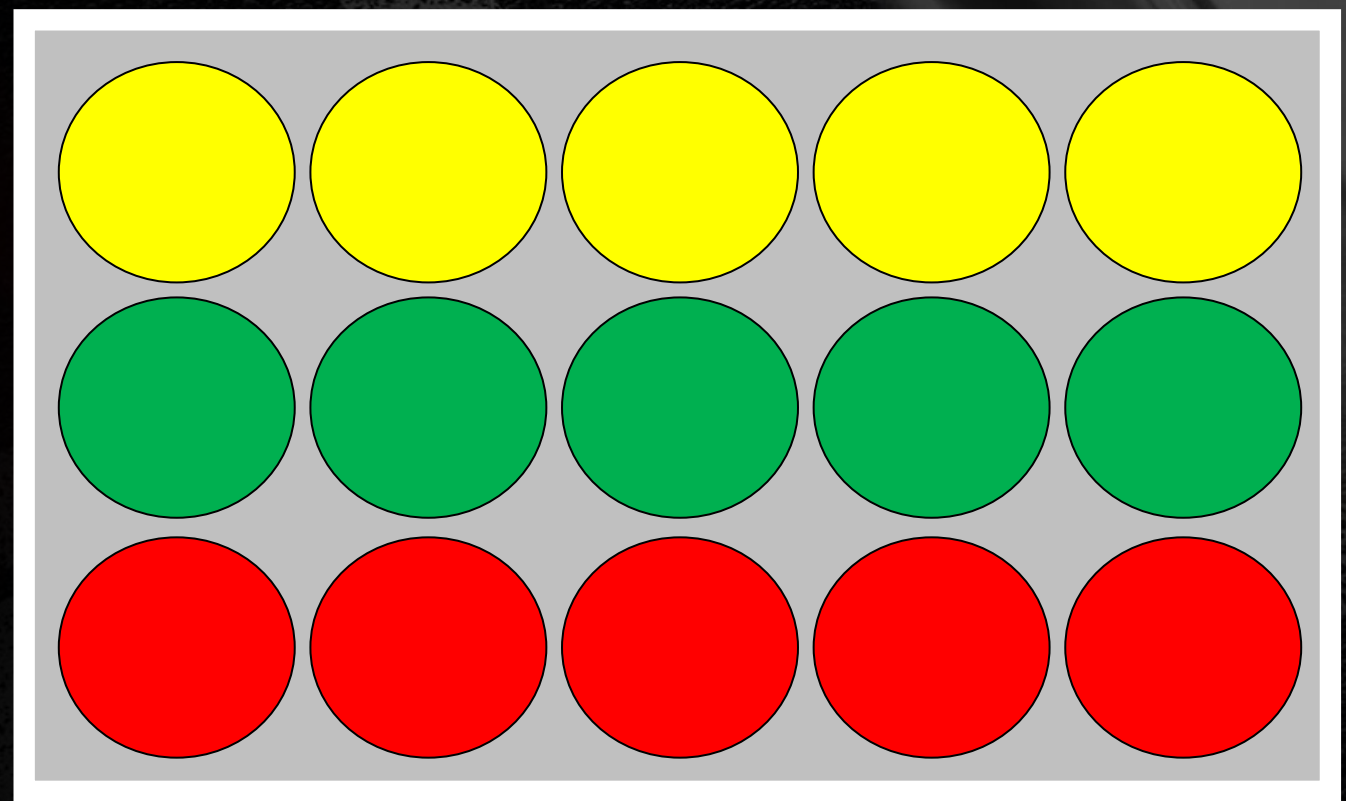



Pole





# STARTING LIGHTS



# STARTING LIGHTS – Light procedure

## Formation lap

Behind the leading car

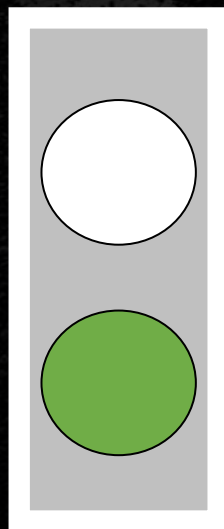
Stay together

**forbidden to simulate a start**

If you are late = start from the pit lane

**All overtaking is forbidden during the formation lap, and any driver who is unable to keep his place will start in the last row**





**Green light pit lane**

**Start of the formation lap behind the leading car.**

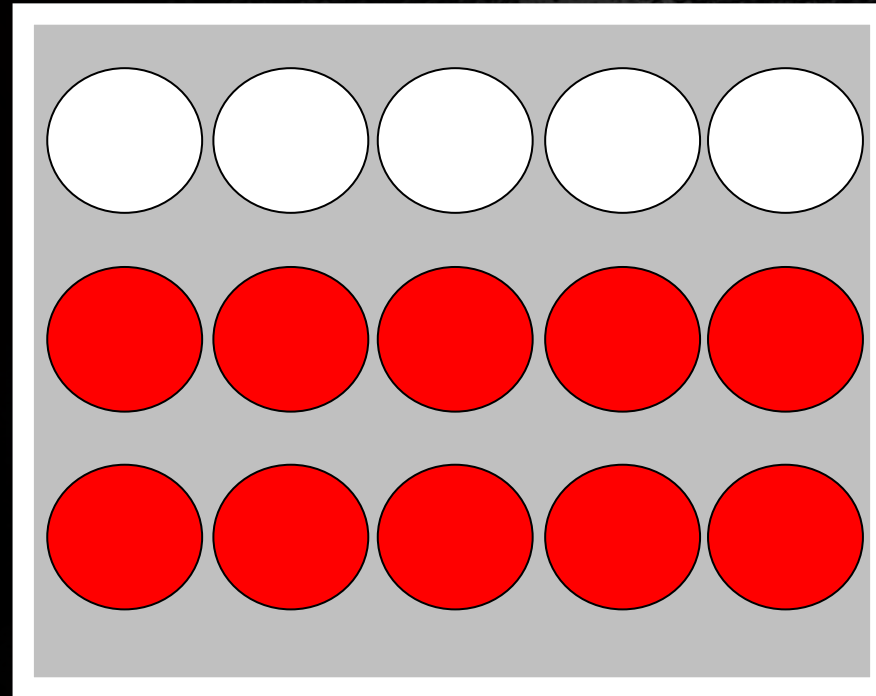
**Keep it together**

**Prohibition on simulated departure**

**Any driver unable to retain his place, to take the  
last line start**

# STARTING LIGHTS – Rolling Start

2 x 2





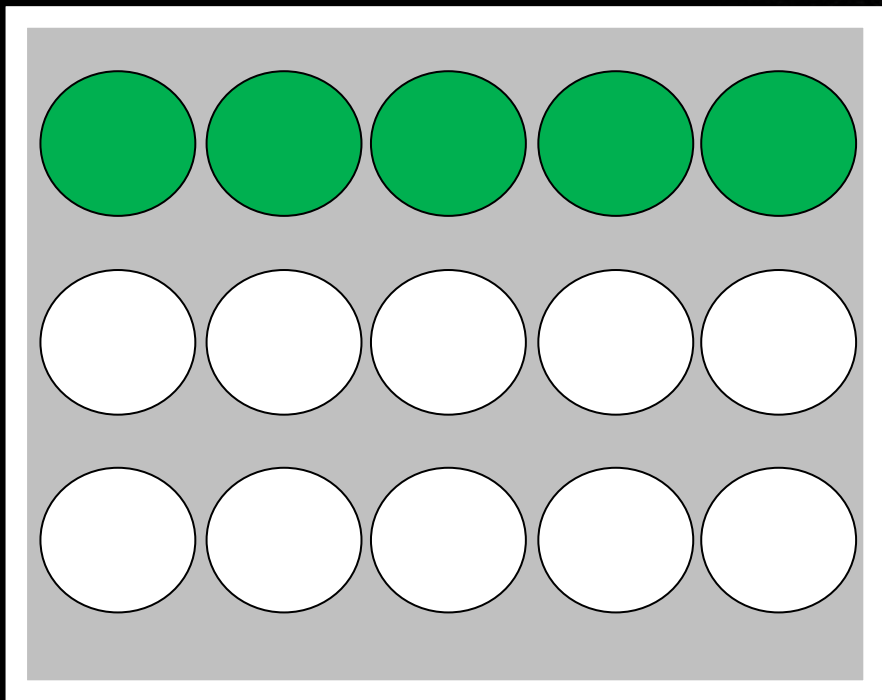
70-90 Km/h  
**NO OVERTAKING**



70-90 Km/h

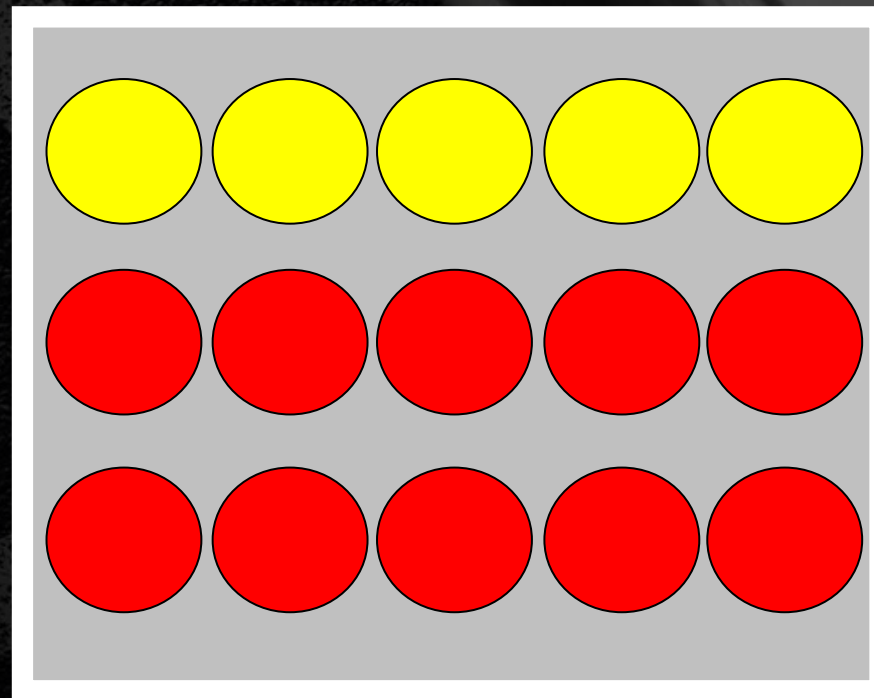
The driver in pole manages the speed





TURNING ON GREEN LIGHTS

**START**



**DELAYED START**


New formation lap

The driver on pole acting as a pilot car

Starting the timer



# ENTRANCE OF THE PITS – SPEED LIMIT




**SPEED CONTROLLED  
BY RADAR  
TIME LOOPS**





# PIT EXIT





# EXIT OF THE PITS

White pit exit line  
Forbidden to cross it







## Exit of vehicles broken down

Panel E = Extinguisher, in case of smoke or fires stop if possible as close as possible to a panel E





Timing line  
Start/finish line  
Safety-car restart line





# TRACK



**STOP & GO**  
**123**

**Drive Through**  
**123**






# TRACK – LIGHTED SIGNS





# TRACK LIMITS

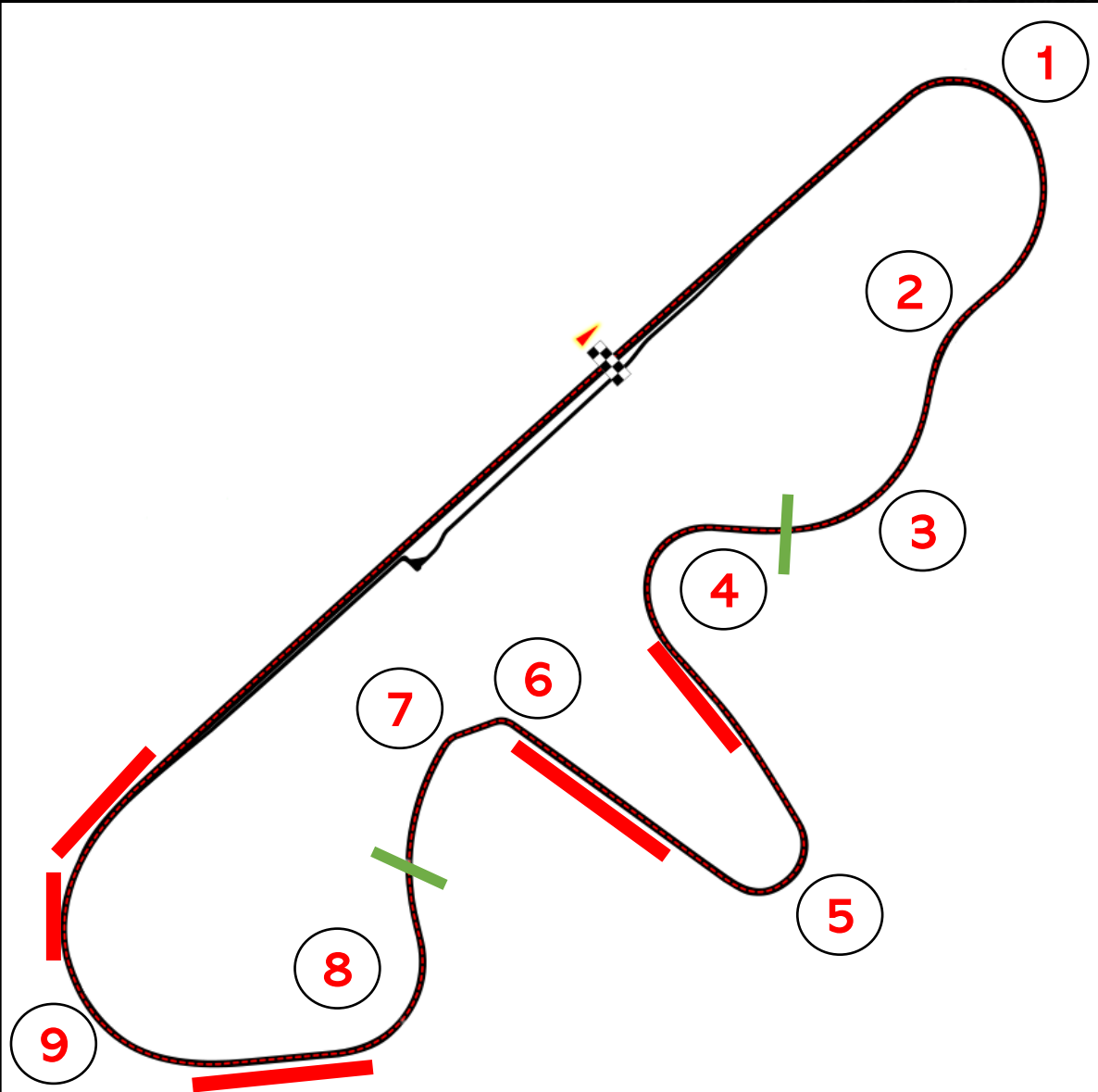


The track edges are considered to be part of the track but the kerbs and the paint zone are not.





# TRACK LIMITS



## QUALIFYING:

1<sup>st</sup> time: **Cancellation time + Screen message**

2<sup>nd</sup> time: **Cancellation time + Screen message**

3<sup>rd</sup> time: **Cancellation of lap time and session's best time**

## RACES:

1<sup>st</sup> time: **Screen message**

2<sup>nd</sup> time and more: **5 seconds off by track limit.**





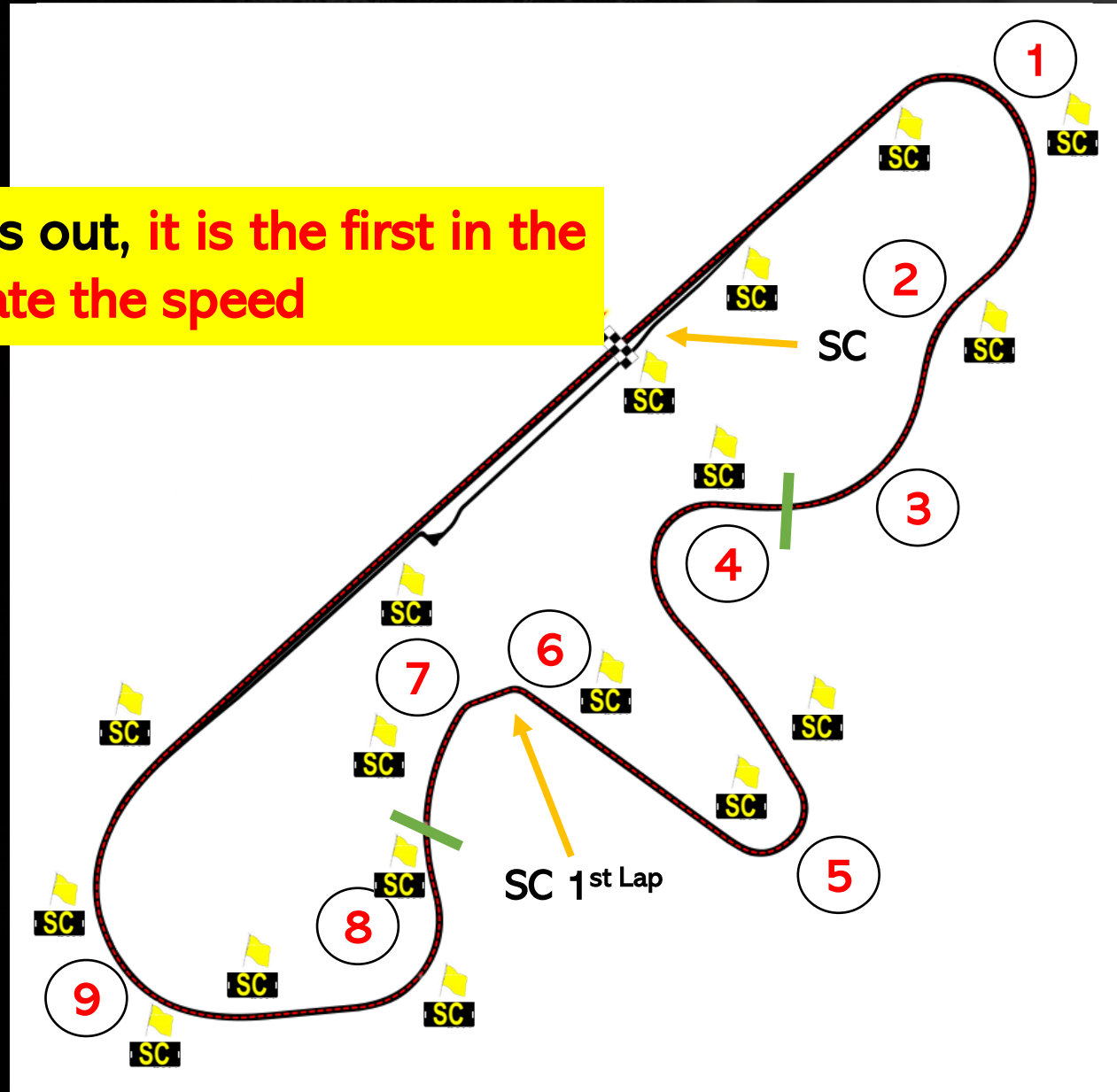
# PENALTY AREA





# SAFETY CAR

Until the Safety Car comes out, it is the first in the race to regulate the speed







*The Race Direction thanks you for your attention and wishes you a good weekend.*

